


What are we
learning this
half term?

Key Stage 1
Curriculum Overview



Autumn 2



What are the different parts of a plant and what do they do?

Knowledge

- Garden and wild plants.
- Deciduous and evergreen trees.
- Fruit and vegetables

What do seeds and bulbs look like?



Science
How does your garden grow?

Working Scientifically

- What do plants need to grow and stay healthy?
- How do plants change over time?

Prior Learning


Year 1s:
Planting and growing
Parts of a plant
Life cycle of a sunflower

Year 2s:
Identifying common plants
Deciduous and evergreen trees
Describing structure of common plants

Vocabulary

Year 1 and 2: leaf, leaves, root, shoot, stem, flower, petals, fruit, deciduous, evergreen, trunk, branches, seed

Year 2: germination, growth, reproduction, healthy, water, light, temperature






What was school like for our parents?

What was school like for our grandparents?

What was life in Alnwick like 100 years ago?

What are the key features of our school?



Was school life better for my grandparents compared to school life for me now?



Chronology: how can we talk about things in the past?



History

Local History - my school and its community.

Prior Learning

Year 1s:
Investigating continuity and change through pupils' family histories.

Year 2s:
Describing chronology with a timeline.
Knowledge of our school and the local community.

Vocabulary

school, new, years ago, before, after, long ago, modern, recent, similar, same, decade, century, millennium, period, timeline, chronology, cause, effect, change, evidence, source, generation, old fashioned, history, historical, traditional.




I can use the line and fill tools.

I can use the shape and fill tools.

I can use the freehand paint tool and undo.

How can we paint using computers?



Computing
Digital Art

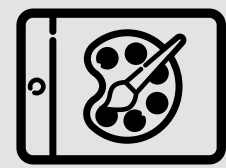
Can we make choices about the tools we use?

I can choose appropriate tools for different jobs.

I can change the size of a brush.

Which do you prefer?

I can compare and contrast painting on a computer and on paper.



Prior Learning

Year 1s:
Use of the freehand paint tool to create images, primarily using touch screens.
Year 2s:
Use of the freehand and fill tools on a basic paint program.


Vocabulary

Paint program, tool, paintbrush, erase, undo, freehand, fill, shape, line, colour, size, print

Artists:
Mondrian (line)
Matisse (shape and fill)
Kandinsky (choosing tools)
Seurat (brush size)

Tone and texture

Observation and drawing



What different dry media can we use to create tone using light, darkness and texture?

What objects can we draw from observation using line and tone?

What techniques can we select and use for an observational drawing of a building?

Art
Line drawing
Artist - Stephen Wiltshire

How can we create different textures with a pencil (hatching, scribbling, stippling and blending?)

How can we explore using different lines to draw?

Who is Stephen Wiltshire and what can we learn from him?

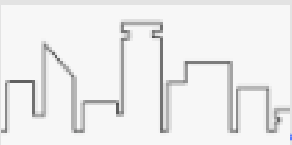

What is a line drawing?

Vocabulary

Observe, draw, lines, shapes, tone, texture, shading, light, darkness, hatching, scribbling, stippling, blending, media.

Prior Learning

Begin to use a variety of drawing tools, use drawings to tell a story, investigate different lines, encourage accurate drawings of people..



P.E.

How can I move my body?

Through both Newcastle United Foundation and teacher-led sessions, the focus is on fundamental movement skills including balance and co-ordination, running, jumping, throwing, catching, kicking and striking.

RE

Why does Christmas matter to Christians?



PHRSE

(Jigsaw scheme)

Celebrating differences
(including anti-bullying)



Music



Nativity performance
Lights Camel Action!
It's Strictly The Nativity
by Antony Copus

Prior Learning

Writing simple phrases and sentences

Prior Learning

Place value within 10 using concrete resources

Prior Learning

Counting, partitioning and comparing numbers to 100

English

- Talking about what we are going to write.
- Starting to use conjunctions in our writing.
- Writing lists.
- Using persuasive language.
- Practicing sentences in the past and present tense.
- Checking our writing for sense, capital letters, and full stops.
- Writing informal letters.

Year One Maths

Addition and subtraction (within 10)

- Using part-whole models
- Number sentences and fact families.
- Number bonds within and to 10.
- Add two numbers together
- Subtract one or two.
- Fact families.



Year Two Maths

Addition and subtraction (within 100)

- Use related facts to find number bonds to 100.
- Add and subtract by making 10.
- Add to the next 10 and subtract to the previous 10.
- Add and subtract across a 10.
- Find missing numbers in calculations.

Here are some of the books we will be sharing in class.

