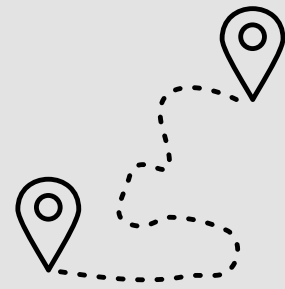


What are we  
learning this  
half term?

Key Stage 1  
Curriculum Overview





What are the different continents like?

How could we travel around the world?

Where are hot and cold countries found around the world?

Where is Europe and what is it like?

Where are the continents and oceans on a map?

What are the names of the continents and oceans?

What are the four countries of the United Kingdom and where are they located?

**Geography**  
Wonderful World


**Prior Learning**  
Year 1s:  
Sense of place in local community  
Year 2s:  
Comparing our home to other places in the world

**Vocabulary**  
world, continent, ocean, country, map, atlas, globe, aerial photograph, location

Can we find human and physical features using aerial photographs?



**Evaluate Design**



Knowledge

Year 1  
Knowing the difference between objects and the material they're made from

What are different materials used for?

Year 2  
Identifying and grouping the uses of materials

Year 1  
Describing and testing the properties of materials

What properties do different materials have?

Year 2  
Explaining which properties make materials suitable for different purposes

How can we change the shape of different materials?

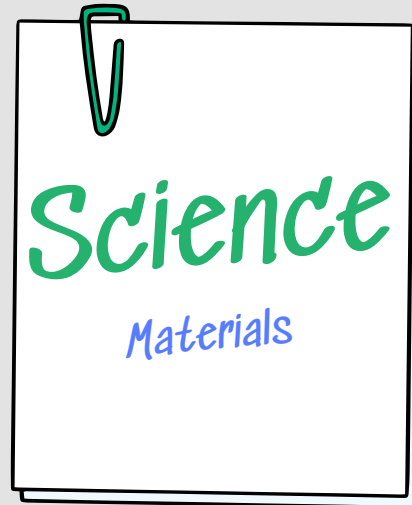
Year 2  
Testing whether materials can be bent, twisted, stretched or squashed

Year 1  
Testing the best material for a job

Which material is the best for a job?

Year 2  
Designing and carrying out an investigation to find the best material for a job

Working Scientifically



Year 1  
Identifying and naming materials

Which materials are all around us?

Year 2  
Identifying materials that familiar objects are made from.





Prior Learning

Year 1s:  
Use senses to describe the natural world  
Year 2s:  
Identifying and naming everyday materials  
Describing properties of materials

Vocabulary

Year 1 and 2:  
wood, metal, plastic, glass, brick, rock, paper, cardboard, fabric, hard / soft, stretchy / stiff, shiny / dull, rough / smooth, bendy / rigid, waterproof / absorbent  
Year 2:  
squashing, bending, twisting, stretching





**Design Technology**  
Smoothie

Design

Make

Evaluate

Research

Geographical Link

Challenge

What would I put in my own smoothie?

What equipment and skills do I need to make my smoothie?  
How do I use it safely?

What did I like about my smoothie?  
Could I improve it?

How could a smoothie be part of a healthy diet?

Where does the fruit in my smoothie come from?  
How many miles has it travelled?

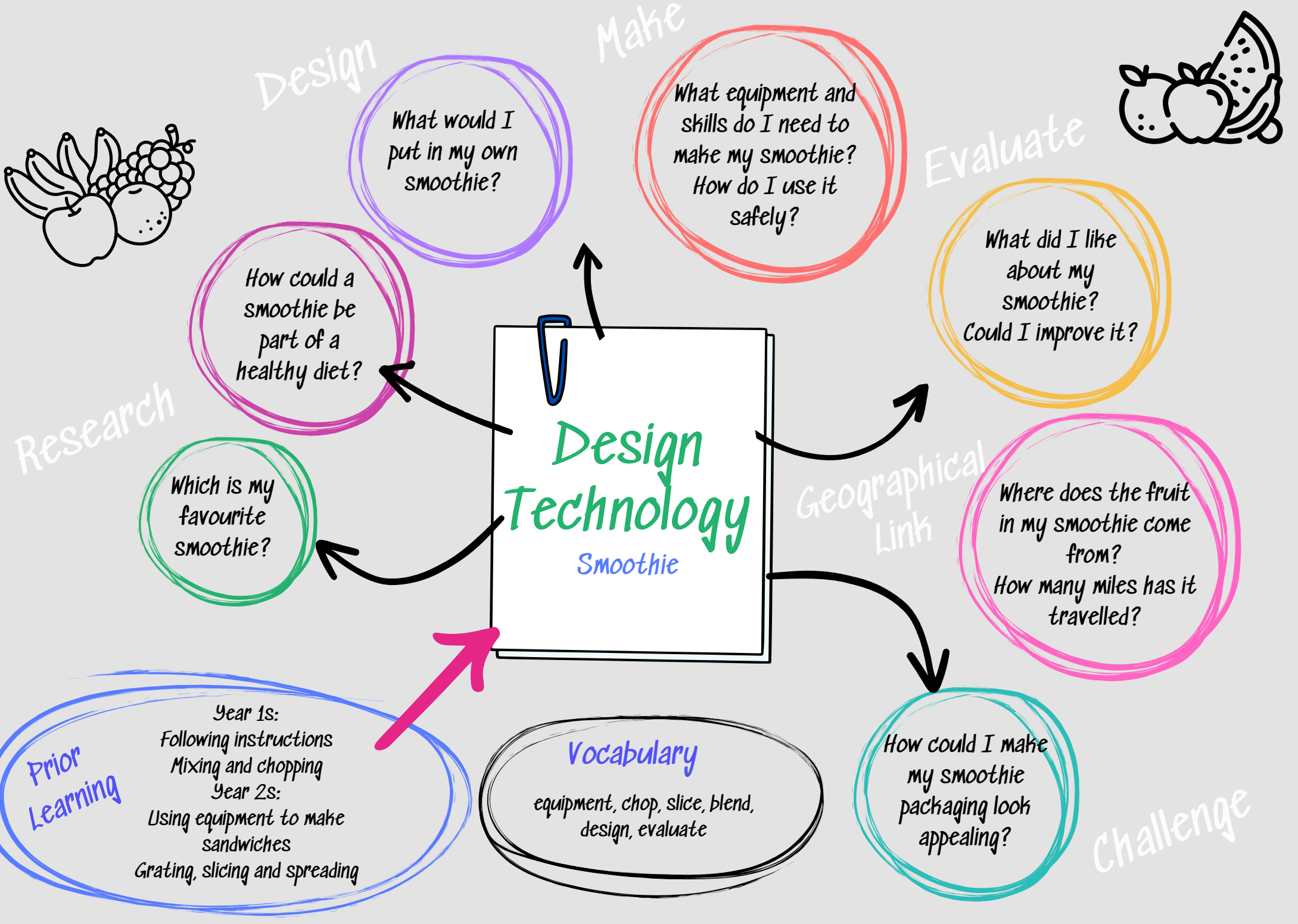
Which is my favourite smoothie?

How could I make my smoothie packaging look appealing?

**Prior Learning**

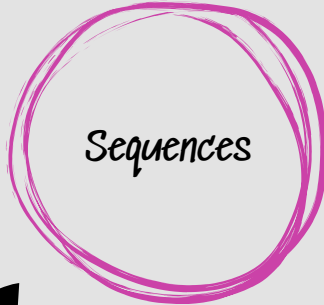
Year 1s:  
Following instructions  
Mixing and chopping  
Year 2s:  
Using equipment to make sandwiches  
Grating, slicing and spreading

**Vocabulary**  
equipment, chop, slice, blend, design, evaluate



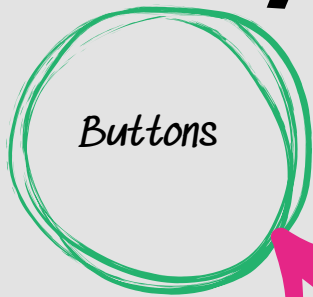


Year 1  
Combining 'forwards' and 'backwards' commands to make a sequence  
Combining four direction commands to make a sequence

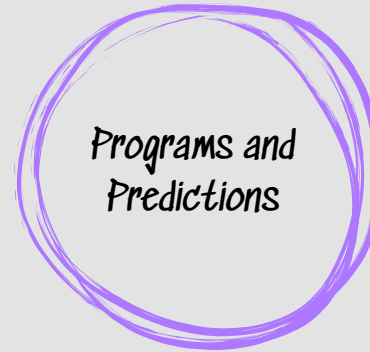


Year 2  
Explaining what happens when we change the order of instructions

Year 1  
Explaining what a given button press will do



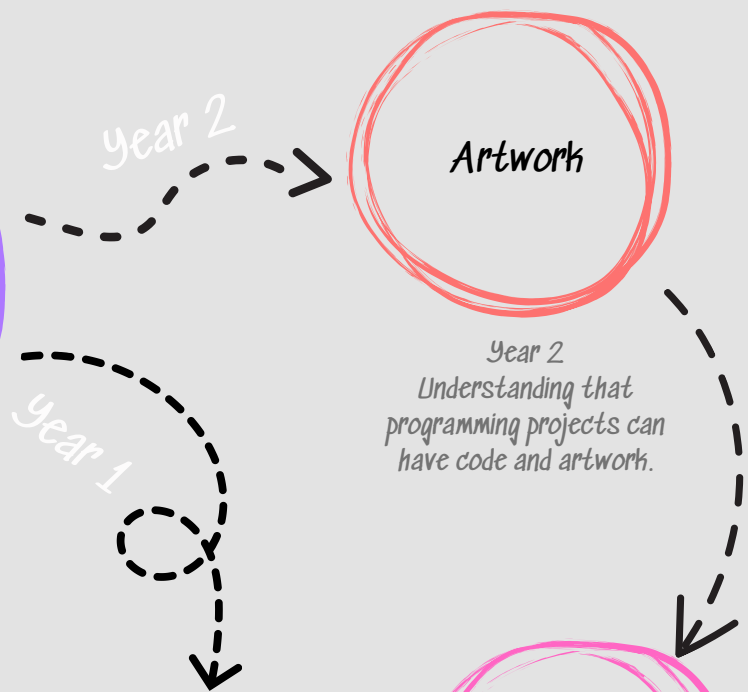
Year 1  
Planning a simple program



Year 2  
Using logical reasoning to predict the outcome of a program

year 2

year 1



Artwork

Year 2  
Understanding that programming projects can have code and artwork.

Algorithms and Decomposition

Year 1  
Finding more than one solution to a problem.



Year 2  
Designing an algorithm  
Creating and debugging their own program


**Computing**  
y1: Moving a Robot  
y2: Robot Algorithms

Prior Learning

Year 1s:  
Exploring programmable and remote control toys  
Year 2s:  
Planning and testing simple programs  
Understanding there is more than one way to solve a problem

Vocabulary

Year 1 and 2:  
button, command, outcome, instruction, sequence, direction, forwards, backwards, turn, prediction, program, code  
Year 2:  
algorithm, decomposition





## R.E.

What does it mean to belong to a faith community?

## P.E.

### Dance Modified Team Games (Football)

Through both Newcastle United Foundation and teacher-led sessions, the focus is on dance skills and applying our fundamental movements when playing team games. The children will also develop their skills of dribbling, passing and shooting.



## Music (Charanga scheme)

Get ready for our exploration of rock music by listening to these tracks!

The Lion Sleeps Tonight  
by Soweto Gospel Choir

The Click Song  
by Miriam Mkeba

Bring Him Back Home  
(Nelson Mandela)  
by Hugh Masekela

You Can Call Me Al  
by Paul Simon

## PHRSE (Jigsaw scheme)

What are my Dreams and Goals?



Prior Learning

Place value  
within 10

Prior Learning

Recognising coins  
and notes  
Counting in coins

English

Here are some of the stories  
we'll be enjoying this half  
term as part of our topic,  
Wonderful World!


You can click on the  
pictures to listen to the  
stories!

Year One Maths  
Place Value (within 20)

- Counting within 20
- Understanding 'teen' numbers
- Finding one more and one less
- Using and estimating on a number line
- Comparing and ordering numbers
- Recognising numbers as words

Year Two Maths  
Money

- Counting money - pounds and pence
- Making amounts
- Comparing amounts
- Calculating with money
- Making a pound
- Finding change
- Two-step problems



Here's a link to an episode  
from the TV show for a little  
bit of nostalgia!

